



JOHNSON GRAMMAR SCHOOL (I.C.S.E)
JUNIOR SCHOOL
HABSHIGUDA, HYDERABAD-7
HOLIDAY HOMEWORK 2018-19

Class – U.KG.

Dear parents,

Summertime....and the Teaching is Easy...


When children think about summer, they think, no school! But learning doesn't stop because it is summertime. Whatever the case is, summer can be the best time of the year to both teach and learn. It is essential that children stay focused with their studies throughout the year. Planning activities for your children in summer can be a lot of fun. Lessons can be fun outside and you can take children to field trips that focus on the outdoors. These are just a few ways to keep your children motivated to learn throughout the summer.



Summer Tips

- ✓ It is important for children to stay hydrated in summer with water as excess heat causes dehydration.
- ✓ Children should drink at least 8-10 glasses of water a day even if they are not thirsty.
- ✓ Fruit juices, butter milk, lemonade to be consumed regularly.
- ✓ Children to wear cotton and hosiery clothing's.
- ✓ Encourage more of indoor games.
- ✓ Motivate the children to read bed time stories.
- ✓ Parents to spend quality time with the children.


Hide and Seek




Find the given objects and circle it.
button, fork, sock, cup, ring, crayon, umbrella,
egg, brush

Puzzle page


Write the missing letters in the boxes.



Some food items are given below. Draw a star in empty box, if you like to eat that food item.



Now count the total number of stars. Choose your step from below options and draw a circle with red colour above that step.



Hidden Objects Game



Find the given objects and circle it.

Ice-Cream, Letter-A and T, Ball, Hat, Joystick, Rope, Kite, Banana, Statue, Bird, Whale, Bear.

Handwritten signature and date: 20/10/18



JOHNSON GRAMMAR SCHOOL (I.C.S.E)
JUNIOR SCHOOL, HABSHIGUDA, HYDERABAD-7
HOLIDAY HOMEWORK 2018-19

Class - I

Dear parents,

*If we look at a thing long enough,
It loses all of its meaning.....*

....so do not wait as the much awaited holidays are here. The need of the hour is to make optimum use of the fountain energy and creative juices ready to spring out from within us because....

If we take care of the minutes, the hours will take care of themselves.

Work and play are words used to describe the same thing under different conditions. Keeping this in view the present holiday homework is constructed in such a way as it will give vent to your creativity by using the time available. It aims to develop the core skills by enabling you to look at the broader prospective of life and instil within us greater confidence. So let's play, work and have fun.

TIPS:

- Parents, kindly ensure that your children eat food together as a family as it gives them an opportunity to create shared rules, learn table manners and etiquettes naturally.
- Encourage the children to help in small house hold chores like watering plants, making the bed and helping their mother in the kitchen.
- Ensure that the child watches TV for limited hours and limited channels, plays some outdoor games, goes for a morning and evening walk and exercises regularly.
- In order to enhance your children's summer reading skills
 1. Give them a variety of options to read and let them choose the book.
 2. Create an incentive to reward them for reading well.
- Online Math and Word Games are an interactive source of learning as they develop quick thinking, rapid memory retrieval and improve decision making and their reflexes.
- Thrill them with tongue twisters as they help them to improve speech and make reading easier.
- Have some Kidspot Fizzy Fun - It has over 91 science experiments that will help little ones.
- Eg. Egg in a bottle or the Colourful Milk Swirl.
- Allow them to play some musical instruments as it helps to develop mind co-ordination and imagination.

HOMEWORK

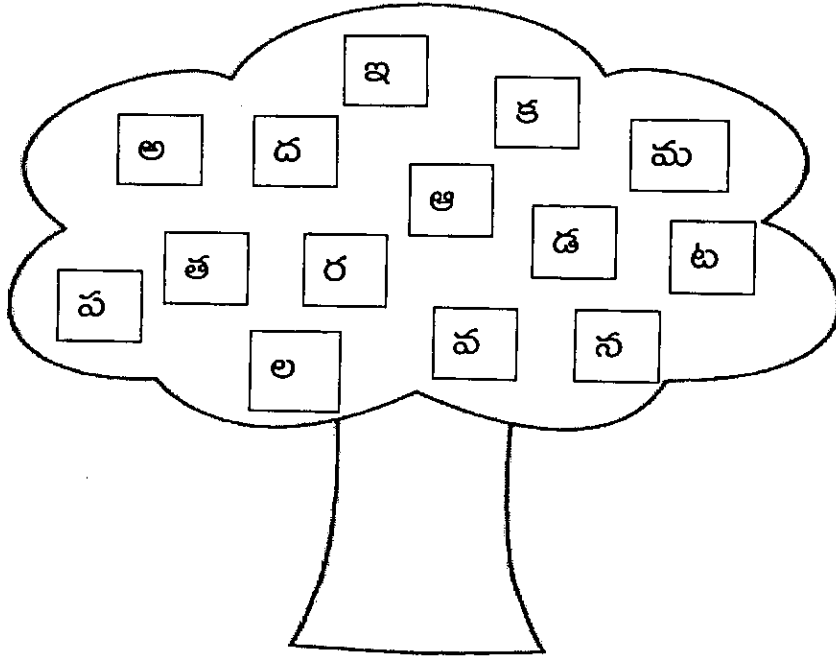
I. English: Complete Pg 16 of the Text bk.

II. Math: Complete Pg no's 20 to 24 of the text book. (Mental Math)

III. 2 अक्षर और 3 अक्षर वाले शब्दों के दो - दो चित्र बनाइए, उनमें रंग भरकर नाम लिखिए ।

2 अक्षर वाले शब्द	3 अक्षर वाले शब्द

IV. Pick letters from the given tree to form 2 and 3 letter words. Write them under the correct column.




రెండు అక్షరాల పదాలు	మూడు అక్షరాల పదాలు
1.	
2.	
3.	
4.	
5.	

* NOTE: Kindly ensure that the holiday homework is neatly done and submitted on the reopening day.

Quar
10/4/18
CO-ORDINATOR

E. J. Rao
PRINCIPAL



**JOHNSON GRAMMAR SCHOOL (I.C.S.E)
JUNIOR SCHOOL, HABSHIGUDA, HYDERABAD-7
HOLIDAY HOMEWORK 2018 - 19**

Class - II

Dear parents,

*If we look at a thing long enough,
It loses all of its meaning.....*

....so do not wait as the much awaited holidays are here. The need of the hour is to make optimum use of the fountain energy and creative juices ready to spring out from within us because....

If we take care of the minutes, the hours will take care of themselves.

Work and play are words used to describe the same thing under different conditions. Keeping this in view the present holiday homework is constructed in such a way as it will give vent to your creativity by using the time available. It aims to develop the core skills by enabling you to look at the broader prospective of life and instil within us greater confidence. So let's play, work and have fun.

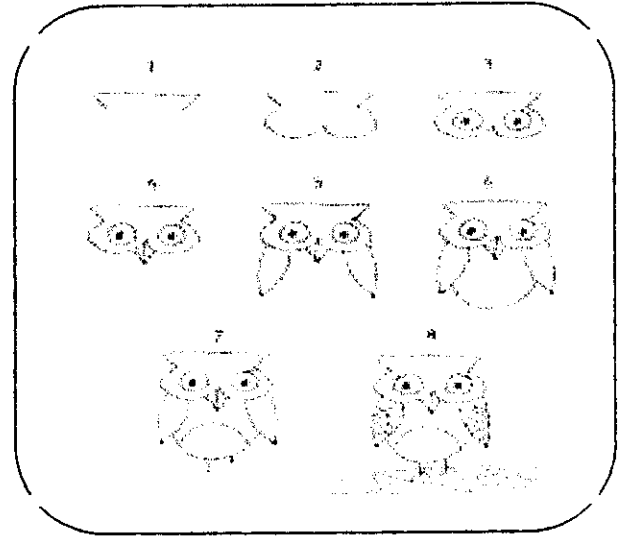

TIPS:

- Parents, kindly ensure that your children eat food together as a family as it gives them an opportunity to create shared rules, learn table manners and etiquettes naturally.
- Encourage the children to help in small house hold chores like watering plants, making the bed and helping their mother in the kitchen.
- Ensure that the child watches TV for limited hours and limited channels, plays some outdoor games, goes for a morning and evening walk and exercises regularly.
- In order to enhance your children's summer reading skills
 1. Give them a variety of options to read and let them choose the book.
 2. Create an incentive to reward them for reading well.
- Online Math and Word Games are an interactive source of learning as they develop quick thinking, rapid memory retrieval and improve decision making and their reflexes.
- Thrill them with tongue twisters as they help them to improve speech and make reading easier.
- Have some Kidspot Fizzy Fun - It has over 91 science experiments that will help little ones.
- Eg. Egg in a bottle or the Colourful Milk Swirl.
- Allow them to play some musical instruments as it helps to develop mind co-ordination and imagination.

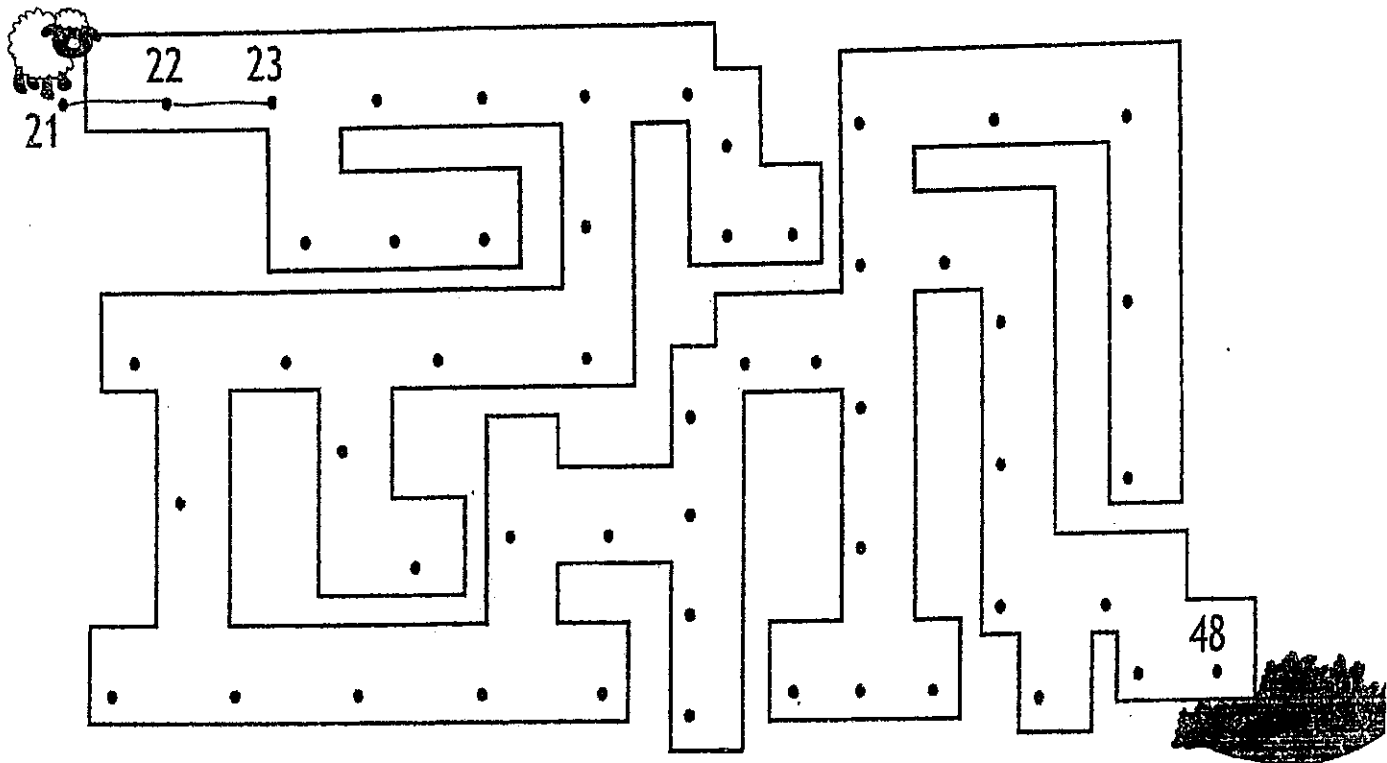
HOMEWORK

- I. Draw, colour and write 3 sentences about what you aspire to become when you grow up on an A4 size paper.
- II. Prepare a family tree on an A4 size paper and stick the pictures of your family members and label them. Your creativity will be appreciated.

III. Complete the figures looking at the next figure.



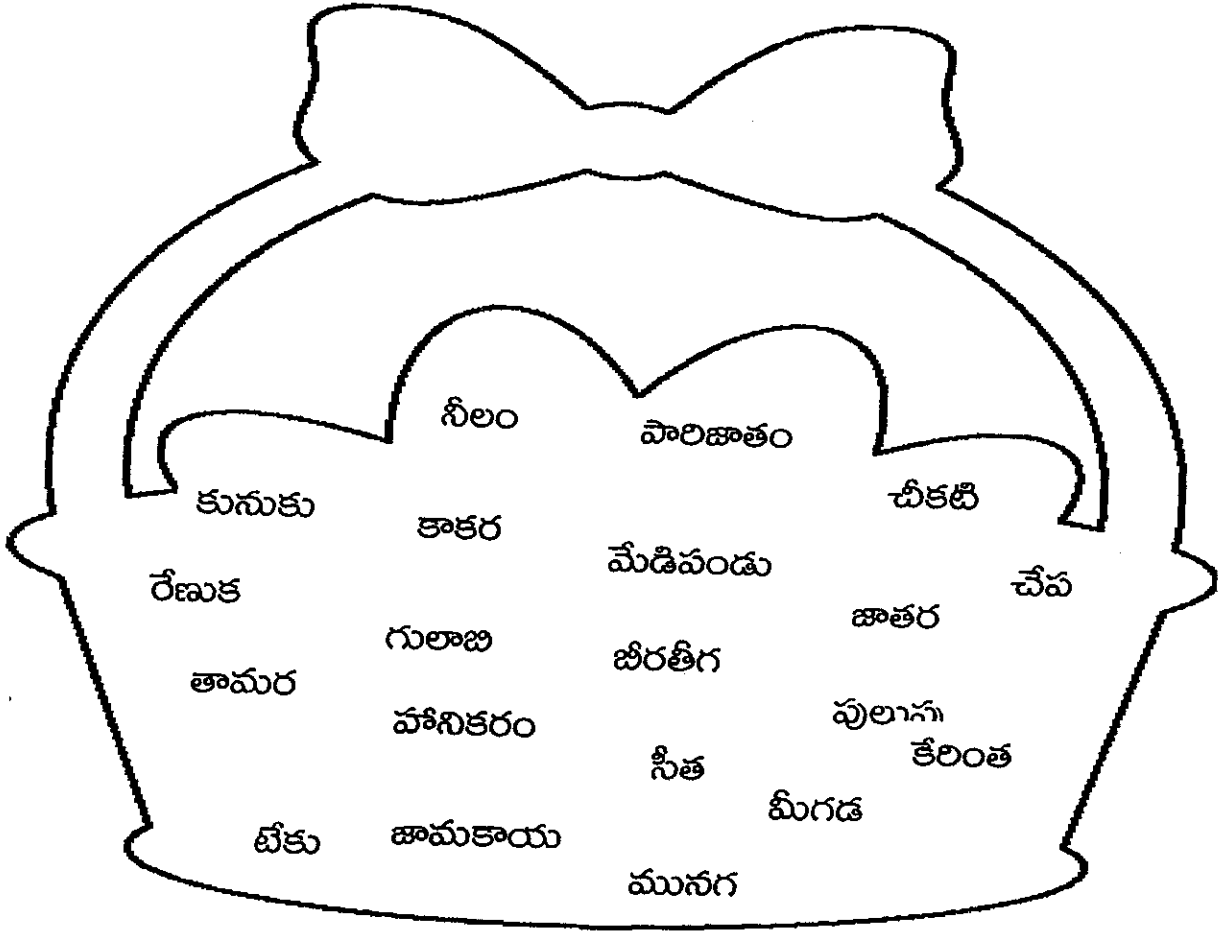
IV. Draw the shortest path to the field. Number the dots on the path.



v. नीचे दिए गए शब्दों का प्रयोग करते हुए (3 to 5) वाक्यों में कहानी लिखें और उसको एक शीर्षक दिजिए ।

हवा, पौधा, खुश, फल, हरियाली, फूल, दोस्त

VI. క్రింద ఇచ్చిన పదాలలో నుండి —, శ్రీ, ు, — వ పదాలను వేరుచేసి పట్టికలో వ్రాయండి.



— వదాలు	శ్రీ వదాలు	ు వదాలు	— వదాలు
1	1	1	1
2.	2.	2.	2.
3.	3.	3.	3.
4.	4.	4.	4.
5.	5.	5.	5.

* NOTE: Kindly ensure that the holiday homework is neatly done and submitted on the reopening day.




Class - III

Dear parents,

HURRAH! IT'S HOLIDAY TIME

It is with great anticipation that both kids and parents look forward to Summer Vacation to have a month filled with fun, frolic and mirth by planning a vacation / visiting home town / attending summer camps for bonding over with relatives / friends.



As parents, you can help kids stay in shape by partaking in activities that stimulate their brain and bring cheer to them.

As with most things in life, practice makes perfect. Reading and handwriting are two such essentials in a child's life which improve only through practice.

To make the journey of reading more interesting and challenging, we recommend your child to read books which are age appropriate and quench their thirst for knowledge.

Practice atleast one page of handwriting (cursive) everyday. This will not only help you maintain your books in an order but also encourage you to share your talent with pride.

To make your vacation a joyous one, follow these snippets.

- Stay indoors when it is too hot.
- Drink plenty of water, fresh fruit juices and homemade drinks instead of soft drinks.
- Never skip breakfast, the most important meal of the day.
- Eat healthy snacks which include fresh fruits and vegetables.
- Rise early and sleep early.
- Play a sport. Indulge in an outdoor/indoor sporting activity.
- Make and share gifts. A thoughtful gift for someone brings joy not only to the receiver, but also to the giver. Sharing and giving enhances social skills of the children.

I. To make the journey of reading more interesting and challenging, we recommend your child to read any one of the books listed at the end of the course book and write a brief review of the same.

I. Explore a dictionary and answer the following questions.

1. Name the dictionary you are using?
2. What is the 'first' and the 'last' word listed in the dictionary.
3. Look up the words 'train' and 'can'. In addition to being noun, which part of speech can be they be too?

II. 1. Visit any historical monument with your parents. Observe the monument. Note down your observations on an A4 size paper. You may include the following details:

- Name of the monument
- Location
- Any story related to the monument
- Who built it?
- What kinds of material were used?
- What is the unique feature that attracted you towards the monument?

2. Family Tree



Prepare a family tree on an A4 size paper and stick the pictures of your family members, label them. Your creativity will be appreciated.

III. 1. Observe any 7 vehicle numbers and write successor and predecessors of each number.

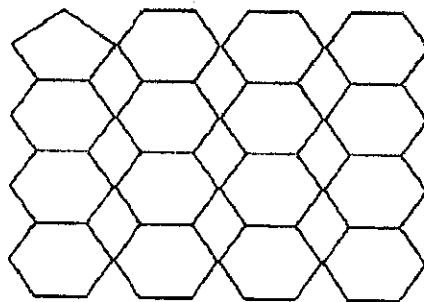
2. Create a beautiful design by using cut vegetables like potato, onion or lady finger.
Eg: Cut the top of lady finger dip into colour and make a beautiful design.

3. Write any 10 phone numbers. Find out the place value and face value of hundreds place of each and write even or an odd number.

2. The three numbers in each box have a relationship that is the same in all six boxes.

3 2 7	1 5 6
4 0 ?	4 3 5
10 1 ?	6 2 ?

3. How many hexagon (six sided figures) can you find here

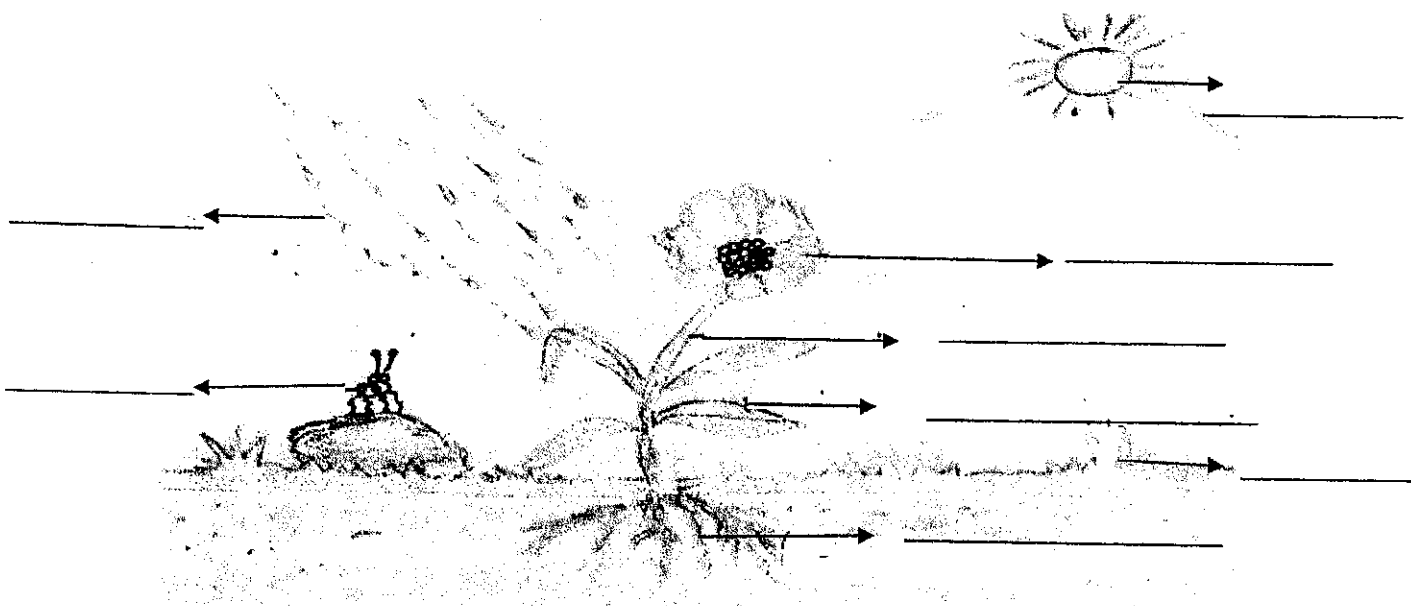


IV. 'FUN WITH LEAVES.'

1. Go for a walk in the garden. Collect dry leaves of different size, shape and colour. Now, create pictures of different animals or birds using these dry leaves on an A4 size sheet.

2. Use these words to label the picture. Then use the shape code to complete the sentence below.

S TEM FL O WER RAI N LE A F ROC T S
 SO I L B UG SUNLIGH T





A person who enjoys learning about flowers is a



V. 1. दिए गए शब्दों को वर्ग पहेली में ढूँढकर घेरा लगाइए ।

आँख - eye कंधा - arm कمر - loin हड्डी - bone
 पीठ - back bone कोहनी - elbow हड्डी - bone
 दिमाग - brain पेट - stomach कनपटी - temple
 अँगूठा - thumb बाल - hair मोँह - lip दिल - heart

अं	गू	ठा	ग	बा	ल
ओं		ट	ला	गो	दि
ठ	पे	दि	मा	ग	द
क	न	प	टी	सि	र
ओं	का	न	ह	म	पै
ख	डी	बाँ	क	डी	
ए	री	ढ	को	ह	नी

2. शब्द सीढ़ी में उदाहरण देखकर शब्द लिखिए ।

1. आम

माला

2. कहानी

नीला

VI. క్రింది ఇచ్చిన గళ్ళలో మన దేశంలోని నదుల పేర్లు మరియు పుణ్యక్షేత్రాల పేర్లు ఉన్నవి వాటిని వెతికి వ్రాయుము



య	ము	న	ల	శ	మ	ధు	రై	మ
క్రీ	గం	ర్ష	మ	బ	కా	వే	రి	ప
క్ష	నో	దా	వ	రి	ణి	ము	తి	ర
లం	త్రి	వా	గ	కా	పా	ల	రు	కృ
ల	న్న	ర	ం	శి	కం	వా	ప	ష్ట
కం	త	ణా	గ	రి	ర	డ	తి	క
చి	ప	నీ	యా	డి	బ్ర	ష్ట	పు	త్ర
భ	తి	ప	తుం	గ	భ	ద్రా	చ	లం
యా	దా	బ్రి	ర	న	క్రీ	నా	ధ్	మ

నదులు

పుణ్యక్షేత్రాలు

- 1) _____
- 2) _____
- 3) _____
- 4) _____
- 5) _____

- 1) _____
- 2) _____
- 3) _____
- 4) _____
- 5) _____



Class - IV

Dear parents,

HURRAH! IT'S HOLIDAY TIME

It is with great anticipation that both kids and parents look forward to Summer Vacation to have a month filled with fun, frolic and mirth by planning a vacation / visiting home town / attending summer camps for bonding over with relatives / friends. As parents, you can help kids stay in shape by partaking in activities that stimulate their brain and bring cheer to them.



As with most things in life, practice makes perfect. Reading and handwriting are two such essentials in a child's life which improve only through practice.

To make the journey of reading more interesting and challenging, we recommend your child to read books which are age appropriate and quench their thirst for knowledge.

Practice atleast one page of handwriting (cursive) everyday. This will not only help you maintain your books in an order but also encourage you to share your talent with pride.

To make your vacation a joyous one, follow these snippets.

- Stay indoors when it is too hot.
- Drink plenty of water, fresh fruit juices and homemade drinks instead of soft drinks.
- Never skip breakfast, the most important meal of the day.
- Eat healthy snacks which include fresh fruits and vegetables.
- Rise early and sleep early.
- Play a sport. Indulge in an outdoor/indoor sporting activity.
- Make and share gifts. A thoughtful gift for someone brings joy not only to the receiver, but also to the giver. Sharing and giving enhances social skills of the children.

I. A. To make the journey of reading more interesting and challenging, we recommend your child to read any one of the books listed at the end of the course book and write a brief review of the same.

B. Write a short poem of 6 to 8 lines to bring out the rhyme scheme (mono rhyme)

II. Stopping pollution is necessary for our survival and also for the survival of our planet.

This isn't an iceberg.

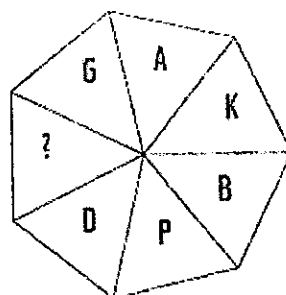


This is a Plastic Bag

Pollution is contaminating our environment with unwanted substances that are hurting us in many ways. There are many types of pollution. Study about them and write the causes, effects and suggestions to control it. Let's make this planet a better place to live in. Make a G.O sticking pictures, showing the different types of pollution, their causes and effects.

III. Solve the following in A4 size paper.

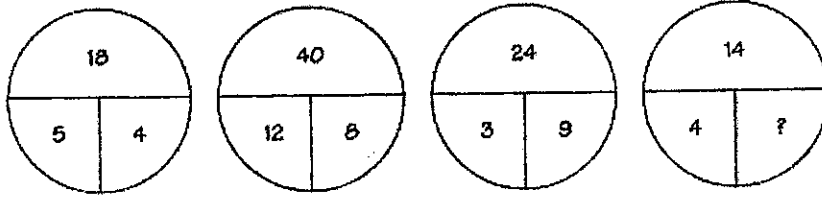
1. What is the missing letter?



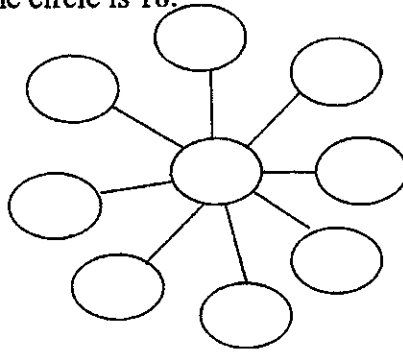
2. What is the value of the following expression?

$$\frac{3 \times 3 \times 3 \times 3}{3 + 3 + 3} =$$

3. What is the missing number in the last circle. What is that number?



4. Arrange the numbers 1 to 9 (inclusive) in the circle so that the sum of the numbers in a straight line across the centre of the circle is 18.



5. Revise Multiplication tables from 2 to 15.

IV. Collect and stick 5 samples of fabric and write the following information about each fabric on A4 size paper.


- Name of the fabric:
- Season in which it is worn :
- Water absorption capacity : less / more
- Source : Natural / Artificial
- Its reaction with fire : Curls / burns

2 ways to take care of the fabric: 1. _____
2. _____

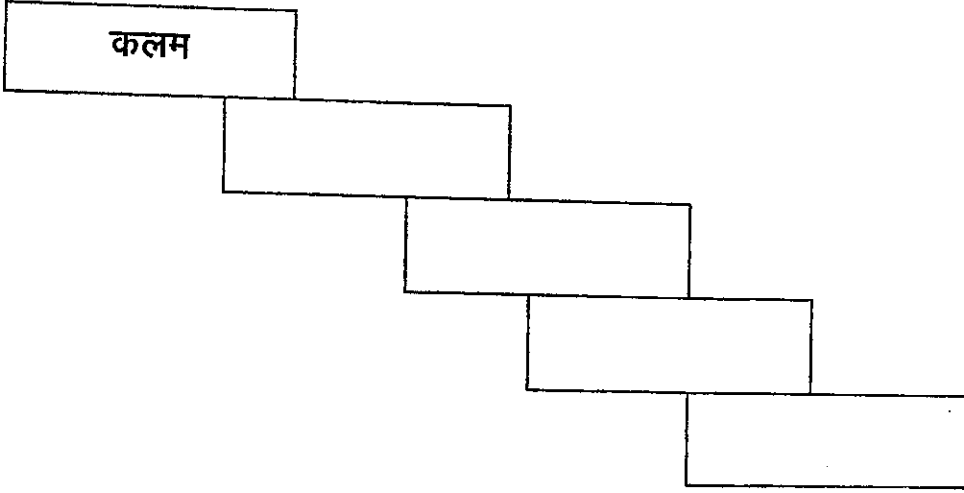
V. 1. चित्र में दिए गए शब्दों की सहायता से या संबंधित एक कविता लिखिए ।



2. विशेषण शब्द छाँटकर सामने दिए गए स्थान में लिखिए ।



3. शब्द सीढ़ी बनाइए ।



VI. సెలవులలో నీవు సందర్శించిన ప్రదేశము గురించి 5 వాక్యాలు వ్రాయుము.


B. Nandana
10/4/18
CO-ORDINATOR

P. L. Rao
PRINCIPAL



JOHNSON GRAMMAR SCHOOL (ICSE)
Habshiguda, Hyderabad-7

CLASS: V
HOLIDAY HOME WORK [2018-19]



Dear Parents,

The most awaiting time of the year i.e. the *summer vacation!*



No doubt, one of the high points of a vacation is not waking up to an alarm clock, and this must be a welcome break for children as well as parents.

But you're right that two months spent lazing till noon in bed is not a particularly good idea. And it makes that much harder to get back to the school routine.

During the summer holidays, it's easy to get caught up in the thrill of decreased responsibility. These tips can aid you in having a productive, enjoyable, and regret-free summer vacation.

Wake up early: Nothing eats away at summer break like moping around beneath the covers. Decide the previous day when you will get out of bed, then make sure follow through.

Maintain good health and hygiene: Brush your teeth and bathe often. Make sure to use sun-block, and remember that the only healthy tan is spray-on!

Summer is a great time to get in shape, or *stay in shape*. Consider joining a summer sport, or at the very least get outside and have fun every day.

Study: Studying remains essential even though the school year is in recess. Look over last year's notes, or do some research into what next year's courses have in store. When school resumes, you will be grateful that your academic knowledge and skills have not deteriorated.

Go to a camp and learn something new: If you have always loved basketball, why not try swimming, rock climbing, or even art as a summer camp? If you love languages, why not try learning sign language? Learn to write, draw, bind books, make photo albums, knit ... the list goes on and on.

Try something different that you know nothing whatsoever about, and you will gain a new skill and possibly find a lifelong love. Another upside is that you have a lot of time to practice and put your skill to use!

HOLIDAY HOME WORK 2018-19

I. Using adjectives and conjunctions write a narrative paragraph on the challenges faced by differently abled children. Solve the following in A4 size sheet.

II. 1) Solve the following in A4 size sheet.

Magic Square:

Fill the following grid with 1 to 16 numbers in such a way that, no matter what direction – horizontal, vertical or diagonal – if you add up the numbers, you should get sum as 34.

1			

2) Find the value of A,B,C,D & E in these square. Use only the numbers 1,2,3,4 &5. The sum of each row and column is given.

E	A	D
C	E	B
A	B	D

			10
	5		10
			9
8	11	10	

A =

B =

C =

D =

E =

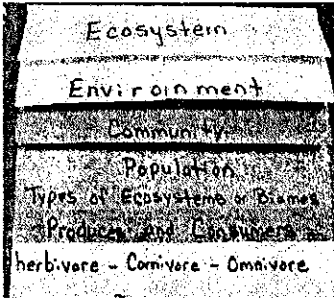
3) Revise multiplication tables 2 to 15

III. Best out of waste

Make any creative useful things from waste (or) used materials like old newspapers, ice-cream sticks cool drink bottles / water bottles, coconut shells, pista shells etc.

Example : 1) Use old newspapers to make paper bags / handmade charts / greeting cards / book marks /toys etc.

2) Use old water bottles and make a pen stand etc



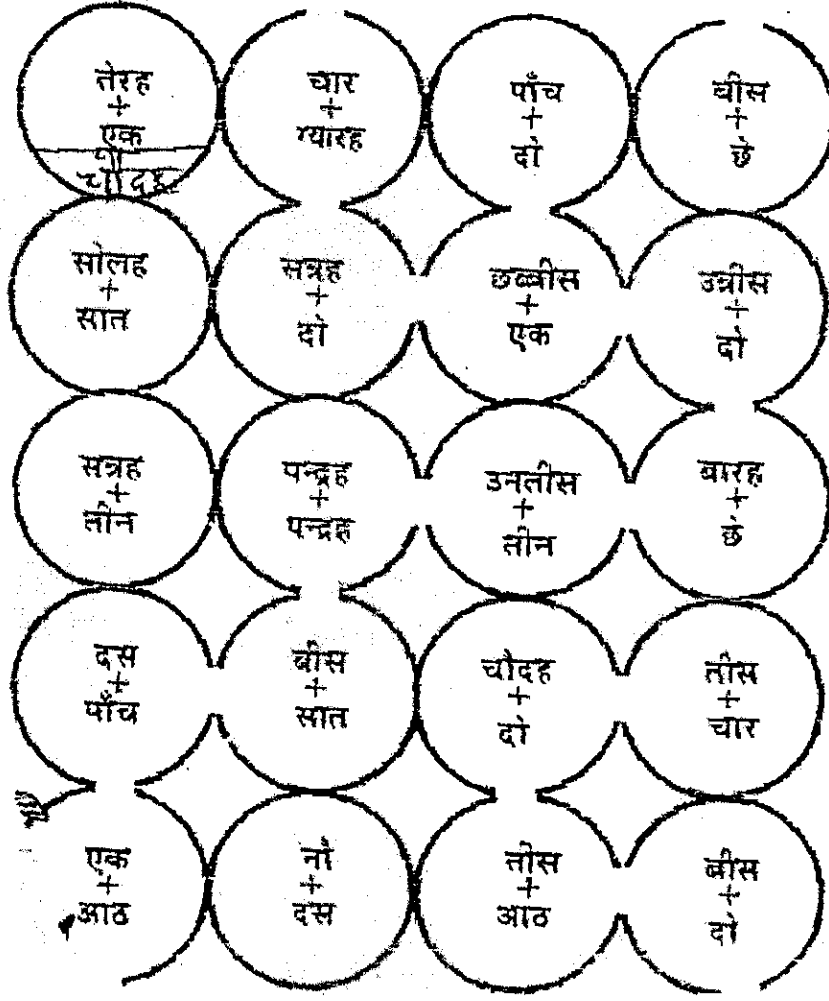
IV.

Make a flip book showing the evolution of transport and mass communication.

“From Ape to Man” depict the statement with suitable models showing how great has the transformation of apes to man been. **Students who are interested** can make models of tools, coins, models of Microliths, pots etc. which speak about the transformation.

V. 1) ఒక అడవిలో ఎలుగుబంటి, పులి మంచి స్నేహితులు. అవి ఒక రోజు దారి తప్పి పట్నం వచ్చాయి. అక్కడేం జరిగిందో ఊహిస్తూ ఒక చక్కని కథ A4 size paper లో వ్రాయండి.

VI.1) गिनती के शब्दों को जोड़कर लिखिए ।




2) छह अलग-अलग चित्र ऐसे चिपकाइए कि कहानी पूरी हो जाए । (On A4 size paper)

CO-ORDINATOR

[Signature]
10/11/18

[Signature]
PRINCIPAL.



JOHNSON GRAMMAR SCHOOL (ICSE)
Habshiguda, Hyderabad-7
CLASS: VI

HOLIDAY HOME WORK [2018-19]

Children, as we head into the Summer, here are a few tips to help you sail through it in a jolly good manner-

❖ **Self-care**

1. **Be sure to have your breakfast** -Breakfast is the most important meal of the entire day. Make sure to eat nutritious food that supports your physical activity for the day.
2. **Indulge in plenty of fresh fruits and vegetables-** Ensure that you take plenty of fruits and veggies with each meal (breakfast, lunch, dinner).
3. **Always stay hydrated-** Make a wise choice when it comes to choosing what to drink /eat -- instead of sugary drinks, ice-creams or sodas; add slices of fresh fruit like strawberries, lemons, limes or watermelons to your water for a delicious flavour. Staying hydrated prevents heat related illness: symptoms like headache, cold sweats, exhaustion, nausea and/or vomiting, and diarrhoea are not to be ignored. Alert your parents if you feel any of these symptoms.
4. **Use a sunscreen-** Make use of a sunscreen if you are allergic to sunrays. Better still avoid getting into the midday sun. However, make the most of the sun's warmth during the early hours as it does a lot of good. Wake up early and soak in the cool summer breeze of the early mornings.
5. **Rest well-** During the hot summer heat, making sure you get plenty of rest is important to prevent heat exhaustion while playing outside, take frequent shaded breaks. Getting 8-10 hours of sleep every night is important for growth.
6. **Maintain good oral hygiene-** Brush your teeth every morning and every night before bedtime, as poor dental hygiene causes other health problems, mainly with digestion.
7. **Stay Energetic!** Involve in activities you enjoy; like riding your bike, swimming, playing sports with your friends; a minimum of an hour's physical activity will keep you energised.

❖ **Reach out to the Community**

1. **Volunteer-**Participating in charity work allows you to see the impact that your hard work has on your own community or the underprivileged communities nearby. Volunteer work can also help build skills such as leadership, public speaking, and group work. Many orphanages and old age homes crave for any attention shown by children. Visit them. Seek your parents' guidance.
2. **Tend a tree-** Take care of the plant(s)/ tree(s) in and around your house. They sure will keep your Cooool!!!

❖ **Widen your outlook**

1. **Inquire---** Get to know about an unfamiliar culture, and explore new interests and hobbies.
2. **Read---** Dig for books that interest you. Read plenty of books.
3. **Learn ---** An added knowledge of a new language always comes in handy, invest time in learning a new one.
4. **Browse --** You and your parents can have quality time visiting these sites : Geography Now, Wikipedia , www.meritnation.com, Minute Physics [You Tube], Crash Course World History[You Tube] and TEDEd : Lessons Worth Sharing.

❖ **Add on to your self-help skills**

1. **Cook--**Use your increased spare time to try some new, healthy recipes. Of course, under supervision.
2. **Stitch--**Practise stitching a button or mending a tear- you'll thank yourself later for having learnt!
3. **Help with household chores—**Your parents can always do with some help from your end.

Be Happy and Stay Happy!!!!!!

Note: Prepare separate booklets of A4 size papers for each of the questions I to VIII and write in it.

I.1). Write a composition (100-150 words) on any one of the following topics:

- Imagine if your mirror started talking to you! What would it say?
- If you could rewind or fast forward your life using a remote control, which would you choose? What would you see?

(OR)

2) Read a book written by any one of the following authors and write a review on it.
Authors: Sudha Murthy (OR) Soumya Rajendran

II. Collect information on the topics specified below as per the sections mentioned.

SECTIONS – 6A, 6B, 6C, 6D, 6E, 6F, 6G

i) Various respiratory disorders ---cause and remedy. Global warming and its effects. Ozone depletion

SECTIONS – 6H, 6I, 6J, 6K, 6L, 6M

i) Various nutrients in a balanced diet. Deficiency diseases and their impact on health. Seasonal fruits and vegetables. Topographical fruits, cereals etc. Staple food of different states. Requirement for the growth of different crops.

III. 1) Draw a real-life object that has only a horizontal line of symmetry.

2) Draw a real-life object that has only a vertical line of symmetry.

3) Draw our national flag and find out how many lines of Symmetry it has.

4) Make a word using alphabets that have a vertical line of Symmetry.

5) Draw the possible lines of Symmetry for any two Geometrical Shapes.

IV. “If the civilization has risen from the stone age, it can rise from the wastepaper age.” To get a greater understanding of the weapons used by the early man during various stone ages, put on your thinking hats, use waste material to make models of the different tools/weapons used during that age. Alternatively you may prepare a chart depicting the same.

V. Striving for success without hard work is like trying to harvest where you haven't planted. To emphasize on this the interested students of class 6 can make models depicting various methods of agriculture.

VI. క్రింద ఇచ్చిన పదాలకు పదలేఖలో వెతికి అర్థాలు వ్రాయుము.

కే	రై	తు	ధ	లు	అ
త	ను	వు	రా	న్యా	ను
నం	ది	న	త	ర్ణా	జ
క	రి	మ	లం	వ	డు
అం	బ	రం	రా	జ	లు

1) ఆకాశం

2) యుద్ధం

3) జెండా

4) భూమి

5) ప్రభువు

6) మేఘాలు

7) శరీరం

8) ఏనుగు

9) కృషికుడు

10) తమ్ముడు

VII. 1) अपनी मनपसंद कला या विषय पर आधारित लेख या कहानी लिखकर उससे संबंधित, चित्र बनाइए और जीवन में उसका क्या महत्व है, लिखिए ।

2) प्रत्येक वर्ग के दूसरे खाने में दिए गए उपसर्ग अथवा प्रत्ययों से बनने वाला एक शब्द लिखिए।

कु	बे	ना	सर	निर्	आहट	अनीय	ब
अव	दुस्	कु	क	आवा	ना	अक्कड़	औ
उत्	भर	ईय	य	आस	ता	परि	प्रति
सम्	ऊ	अंत	एरा	पन	नि	अधि	आई
अ	त	ई	आऊ	इयल	स	अप	त्व
अन	ऐया	आया	आहट	औना	निस्	प्रति	आर
दु	वाला	हारा	हम	ला	परा	त्व	कार
बा	आका	स्व	इमा	खुश	आ	इया	न

VIII. Sharpen your General Knowledge :

- (1) Which is the world's largest dry desert?
- (2) Which is the world's second largest desert?
- (3) In which athletics event did Bob Beamon hold the world record for 23 years?
- (4) What is the best conductor of electricity?
- (5) What is the average salinity of sea water?
- (6) What is the function of heavy water in a nuclear reactor?
- (7) Who laid the foundation of nuclear science in the country?
- (8) The filament of an electric bulb is made of which metal?
- (9) Which part of the cell is essential for protein synthesis?
- (10) Which is purest form of iron?
- (11) The Government of India has decided to declare river as 'National River'?
- (12) Who was a contemporary of Alexander, the Great?
- (13) By whom was the first republic of the world established in Vaishali?
- (14) Which was the most famous educational centre during the period of Mauryan age?
- (15) In which state was the Nalanda University located in India?
- (16) Which Veda contains an account of magical charms and spells?
- (17) By whom was the Yavanika (Curtain) introduced in Indian theatre?
- (18) Which is called 'The Bible of Tamil Land'?
- (19) Samudragupta has been given the title of 'Indian Napoleon' by which historian?
- (20) In which century did the famous Chinese pilgrim Fahien visit India?
- (21) Who was the last ruler of the Tughlaq dynasty of the Delhi Sultanate?
- (22) Who founded four mathas in the four comers of India?
- (23) BhaktTukaram was a contemporary of which Mughal emperor?
- (24) Who was the most radia of the Bhakti Saints?
- (25) Which region of India was ruled by Sultan ZainulAbidin?
- (26) Kirchhoff's voltage law is based on the law of conservation of which thing?
- (27) Two electron beams are traveling parallel to each other. What will be their reactions?
- (28) Why is energy is continuously generated in the sun?
- (29) For electroplating a spoon, it is placed in the voltameter at which position?
- (30) Which rays will deflect in electric field?
- (31) The refractive index of a giyen piece of transparent quartz is greatest for which light?
- (32) The absorption of radio waves by the atmosphere depends on which thing?
- (33) Credit Cards are known by which another name?
- (34) What is the name of cheque when a bank returns unpaid?
- (35) What is the meaning of NEFT?



General Knowledge

[Signature]
10/11/18
CO-ORDINATOR

[Signature]
PRINCIPAL



JOHNSON GRAMMAR SCHOOL (ICSE)
Habshiguda, Hyderabad-7
CLASS: VII

HOLIDAY HOME WORK [2018-19]

Children, as we head into the Summer, here are a few tips to help you sail through it in a jolly good manner-

❖ **Self-care**

1. **Be sure to have your breakfast** -Breakfast is the most important meal of the entire day. Make sure to eat nutritious food that supports your physical activity for the day.
2. **Indulge in plenty of fresh fruits and vegetables-** Ensure that you take plenty of fruits and veggies with each meal (breakfast, lunch, dinner).
3. **Always stay hydrated-** Make a wise choice when it comes to choosing what to drink /eat -- instead of sugary drinks, ice-creams or sodas; add slices of fresh fruit like strawberries, lemons, limes or watermelons to your water for a delicious flavour. Staying hydrated prevents heat related illness: symptoms like headache, cold sweats, exhaustion, nausea and/or vomiting, and diarrhoea are not to be ignored. Alert your parents if you feel any of these symptoms.
4. **Use a sunscreen-** Make use of a sunscreen if you are allergic to sunrays. Better still avoid getting into the midday sun. However, make the most of the sun's warmth during the early hours as it does a lot of good. Wake up early and soak in the cool summer breeze of the early mornings.
5. **Rest well-** During the hot summer heat, making sure you get plenty of rest is important to prevent heat exhaustion while playing outside, take frequent shaded breaks. Getting 8-10 hours of sleep every night is important for growth.
6. **Maintain good oral hygiene-** Brush your teeth every morning and every night before bedtime, as poor dental hygiene causes other health problems, mainly with digestion.
7. **Stay Energetic!** Involve in activities you enjoy; like riding your bike, swimming, playing sports with your friends; a minimum of an hour's physical activity will keep you energised.

❖ **Reach out to the Community**

1. **Volunteer-**Participating in charity work allows you to see the impact that your hard work has on your own community or the underprivileged communities nearby. Volunteer work can also help build skills such as leadership, public speaking, and group work. Many orphanages and old age homes crave for any attention shown by children. Visit them. Seek your parents' guidance.
2. **Tend a tree-** Take care of the plant(s)/ tree(s) in and around your house. They sure will keep your Cooool!!!

❖ **Widen your outlook**

1. **Inquire---** Get to know about an unfamiliar culture, and explore new interests and hobbies.
2. **Read---** Dig for books that interest you. Read plenty of books.
3. **Learn ---** An added knowledge of a new language always comes in handy, invest time in learning a new one.
4. **Browse –** You and your parents can have quality time visiting these sites : **Geography Now**, **Wikipedia** , **www.meritnation.com**, **Minute Physics [You Tube]**, **Crash Course World History[You Tube]** and **TEDEd : Lessons Worth Sharing**.

❖ **Add on to your self-help skills**

1. **Cook--**Use your increased spare time to try some new, healthy recipes. Of course, under supervision.
2. **Stitch--**Practise stitching a button or mending a tear- you'll thank yourself later for having learnt!
3. **Help with household chores—**Your parents can always do with some help from your end.

Be Happy and Stay Happy!!!!!!

HOLIDAY HOME WORK - 2018-19

Note: Prepare separate booklets of A4 size papers for each of the questions I to VIII and write in it.

I.1) a) Choose a favourite character from any one of the Harry Potter stories. What do you like about the character? If you could change one quality how would it affect the story?

(OR)

b) Write an autobiography of a cactus. How is it to live in the desert and have a prickly personality? (100 -150 words)

c) Create a poem using Onomatopoeia.

(OR)

2) Read a book written by any one of the following authors and write a review on it.
Authors: Roopa Pai (OR) Natasha Sharma

II. Collect information on the topics specified below as per the sections mentioned.

SECTIONS – 7A, 7B, 7C, 7D, 7E, 7F

i) Effect of corrosion on monuments. Acid Rain- effect on monuments.

SECTIONS – 7G, 7H, 7I, 7J, 7K

i) Why does life exist only on the Earth? Abiotic and biotic components of Earth. Flora and fauna of the earth.

III. Represent the runs of any 5 batsmen of a team in IPL – 2018 using (i) Bar Graph (ii) Line Graph

IV. I like the religion that teaches liberty, equality and fraternity – Dr.B.Ambedkar

In the light of the above statement, refer to your text book and write in brief what the Indian Constitution is all about. Discuss some of the Amendments made to the Constitution in the year 2017-18. If you were a Member of Constituent Assembly, what additional amendments would you like to make. Write all the information on A4 size paper.

V. Our world today brings out the potential in every possible field. The industries which are ever growing, stands proof of it. Interested students of class 7 may make models showing various industries like :

- 1) Iron and Steel 2) Textile Industry 3) Ship building Industry
4) Sugar Industry 5) Fishing Industry 6) Automobile Industry

VI. క్రింది పట్టికను చదివి అందులోని ప్రకృతి - వికృతులను వ్రాయండి.

క్రి	ల	డ	వి	ల	చ్చి
శ	న.	నా	శ	బ్బం	ల
కుం	ద్దు	రా	త్రి	హి	ట
డ	ల	క్షి	సిం	హం	వి
స	సిం	న	ము	ద్రం	ల
త్తు	గం	వ్య	ల	న	మ్మ
వ	భూ	మి	వి	బు	మ్మ
కుం	డం	ము	రా	తి	ల

ప్రకృతి

వికృతి

ఉదా : లక్షి

లచ్చి

VII.

- 1) बालश्रम की रोकथाम के लिए लोगों के सूझाव जानने के लिए दस प्रश्न बनाइए। अपने मित्रों से उत्तर पूछिए, उन उत्तरों को संक्षिप्त में लिखिए।
- 2) वर्ग पहेली में से नीचे दिए गए प्रश्नों के हल ढूँढ़िए।

डा	उ	त	थ	का	वि	धे	य
का	प	फ	ब	य	के	सा	थ
द्	ग्र	ध	न	र	प	भ	क्यों
भ	ह	ज्ञा	न	वा	न	र	कि
ना	ला	य	क	ना	ग	पे	अ
प्र	वी	णा	पा	णि	ल	ट	जे
च	प्र	च	लि	त	ड़ा	रो	य
म	दि	द्र	क	र	कू	ना	न

- 1) 'सूर्य' का एक पर्यायवाची शब्द
- 2) 'दिवस' शब्द का समानार्थक
- 3) 'भर' उपसर्ग से बना एक शब्द
- 4) 'ना' उपसर्ग से बना एक शब्द
- 5) 'आकू' प्रत्यय युक्त शब्द
- 6) 'वीर' का विलोम शब्द
- 7) 'इत' प्रत्यय युक्त एक शब्द
- 8) 'डाकू' से बना भाववाचक संज्ञा शब्द
- 9) 'ज्ञान' संज्ञा से निर्मित विशेषण
- 10) एक अकर्मक क्रिया
- 11) एक संबंधबोधक शब्द
- 12) एक समुच्चयबोधक शब्द
- 13) वाक्य का एक अंग
- 14) 'साँप' का एक पर्यायवाची शब्द
- 15) 'जिसे जीता न जा सके' वाक्यांश के लिए एक शब्द

VIII. Sharpen your General Knowledge :


- (1) Which is the world's largest dry desert?
- (2) Which is the world's second largest desert?
- (3) In which athletics event did Bob Beamon hold the world record for 23 years?
- (4) What is the best conductor of electricity?
- (5) What is the average salinity of sea water?
- (6) What is the function of heavy water in a nuclear reactor?
- (7) Who laid the foundation of nuclear science in the country?
- (8) The filament of an electric bulb is made of which metal?
- (9) Which part of the cell is essential for protein synthesis?
- (10) Which is purest form of iron?
- (11) The Government of India has decided to declare river as 'National River'?
- (12) Who was a contemporary of Alexander, the Great?
- (13) By whom was the first republic of the world established in Vaishali?
- (14) Which was the most famous educational centre during the period of Mauryan age?
- (15) In which state was the Nalanda University located in India?
- (16) Which Veda contains an account of magical charms and spells?
- (17) By whom was the Yavanika (Curtain) introduced in Indian theatre?
- (18) Which is called 'The Bible of Tamil Land'?
- (19) Samudragupta has been given the title of 'Indian Napoleon' by which historian?
- (20) In which century did the famous Chinese pilgrim Fahien visit India?
- (21) Who was the last ruler of the Tughlaq dynasty of the Delhi Sultanate?
- (22) Who founded four mathas in the four comers of India?
- (23) BhaktTukaram was a contemporary of which Mughal emperor?
- (24) Who was the most radia of the Bhakti Saints?
- (25) Which region of India was ruled by Sultan ZainulAbidin?
- (26) Kirchhoff's voltage law is based on the law of conservation of which thing?
- (27) Two electron beams are traveling parallel to each other. What will be their reactions?
- (28) Why is energy is continuously generated in the sun?
- (29) For electroplating a spoon, it is placed in the voltameter at which position?
- (30) Which rays will deflect in electric field?
- (31) The refractive index of a giyen piece of transparent quartz is greatest for which light?
- (32) The absorption of radio waves by the atmosphere depends on which thing?
- (33) Credit Cards are known by which another name?
- (34) What is the name of cheque when a bank returns unpaid?
- (35) What is the meaning of NEFT?



General Knowledge

[Signature]
10/4/18
CO-ORDINATOR

[Signature]
PRINCIPAL



JOHNSON GRAMMAR SCHOOL (ICSE)
Habshiguda, Hyderabad-7
CLASS: VIII

“Education is the passport to the future, for tomorrow belongs to those who prepare for it today”

Dear Children,

We are sure that all of you would have made plans for a fun filled summer vacation. We wish that you enjoy your long break with your parents, family and friends. Try to utilize your time in such a way that you are able to sharpen your intellect as well as tone up your body by doing exercises. Read, play and enjoy! But, there are also plenty of productive things to do during the school holidays. So, we have come up with a few home tasks enjoyable and worthwhile to do.

Rejuvenate yourself:

1. Enjoy nature. (Take a walk/ go cycling)
2. Improve your vocabulary by reading books, newspaper, etc.
3. Develop healthy habits.
4. Read articles on how to become a happy and successful student.
5. Increase your reading speed.
6. Clean your desk and get organised.
7. Pick up a new hobby.

HOLIDAY HOME WORK - 2018-19

I.1) Compare a poem written by William Wordsworth and William Blake.

a) Do a critical analysis of both the poems.

(OR)

b) Create a mind map of words or phrases that pop into your head. Write a poem/story using them. (100-150 words)

(OR)

c) Construct a story using the news headline of that day as your first line. (100-150 words)

II. Collect information about the following and write it on A4 size paper.

- Describe Symmetry.
- Point Symmetry.
- Types of Symmetry.
- Draw lines of Symmetry of 10 geometrical figures and alphabets.
- Identify few geometrical figures which do not have line of Symmetry.

III. Collect information about the following and write it on A4 size paper.

- Various types of products obtained from the forest.
- Habitat of Wild life; Effect on environment (forest fires)
- Biotic and abiotic reasons for animals being endangered.
- Effect of endangered animals on the food web.
- Gene banks for the protection of endangered animals.

IV. Collect information about the following and write it on A4 size paper.

- Collect information about the different religious reformers.
- During which period did social reformation take place?
- What were the changes brought by social reformers?
- You are a conscious citizen, who is aware of certain undesirable issues happening around you. As a reformer what change would you bring about? Remember, “If you are always trying to be normal you will never know how amazing you can be”.
- Gather information about the NGO’s that are working towards the development of the society.

V. Urbanization is the inevitable outcome of the processes of growth and the processes of modernization. To understand its importance interested students can make models and charts to exhibit their views and vision about future.

VI. అంశము :

డ్రోస్ లోని రకాలు, అది పనిచేసే తీరు తెన్నులను గురించి సమాచారము సేకరించి తీసుకొని రావలెను.

- VII. 1) కल्पనా కీజిఱ్ కి ఆపకే ఘర కే బగీ఑ే డే గులాబ కఱ ఫూల డగా, డస సడయ ఆపకొ కేసఱ ఆనుభవ డుఱ (డసే ఆప స్వయం లగాఱ డే) ఱుర డసే డేఖకర ఆపకే డన డే కయఱ-కయఱ వి఑ఱర ఆఱ? కవి఑ఱ కే రుప డే ప్రస్఑ు఑ కీజిఱ్ (఑ి఑్ర కే సఱ఑)
- 2) సుర఑ఱస జీ కే జీవన కఱ పఱ఑ి఑య డే఑ే డుఱ డనకే డవఱరఱ ర఑ి఑ి కి఑్఑ీ డొ ప఑ొ కొ లిఖకర డనకే అఱ఑ లిఖిఱ్ ।

Purnima P.
CO-ORDINATOR

D. Srinivasulu Reddy
PRINCIPAL